



Landscape Orientation

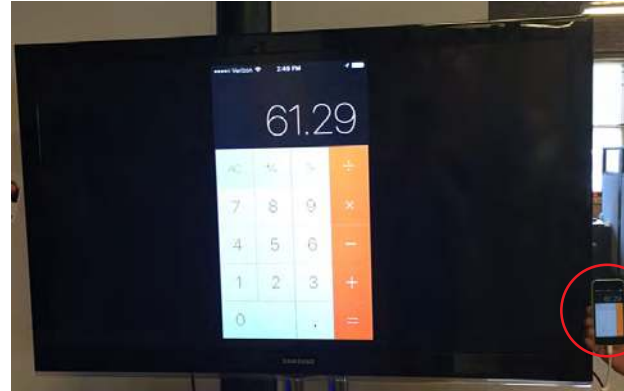
When displaying content from a phone or iPad on a monitor, placing the monitor LANDSCAPE is the only way to get the content to appear right-side up. For the best display, turn the device to LANDSCAPE mode as well.

Correct:



Monitor in landscape, device in landscape

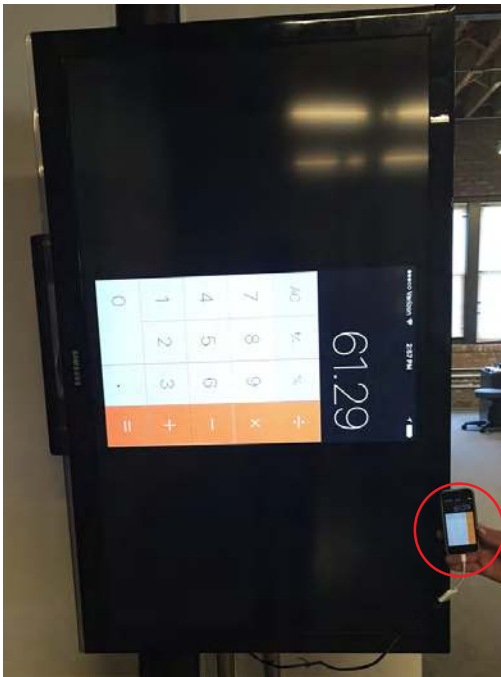
Incorrect:



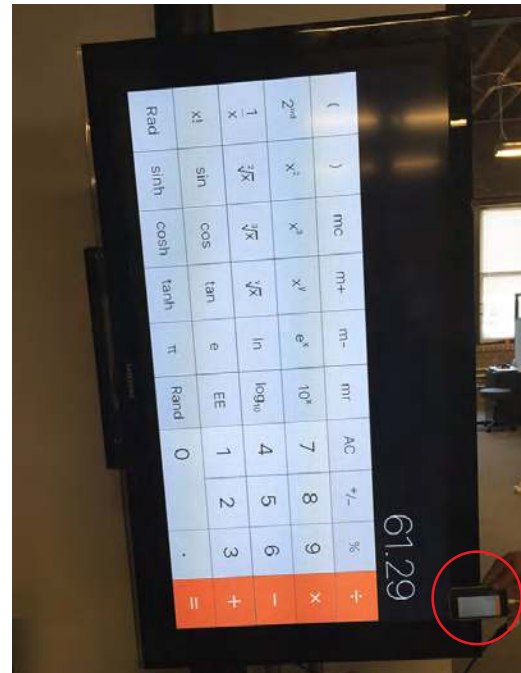
Monitor in landscape, device in portrait

Portrait Orientation

When placing the monitor in portrait mode, the images will ALWAYS appear SIDEWAYS. Both images below show what happens if you display phone or iPad content on a portrait monitor.



Monitor in Portrait, device in portrait



Monitor in portrait, device in landscape

Meeting Tomorrow recommends all phone or iPad content to be displayed in LANDSCAPE mode.